

6500-M Status Lights





















This chart outlines the light combinations used to indicate the status or progress of the Mako 6500-M at any given stage.

Generally, lights on the left vary only in power-up sequences. But the core of the status messages lies in the three lights on the right.



Flash Types: On/Off (two dots), Long On/Off (two dots with a line), Back and Forth Cycle (curved arrow)

	POWER	INTERNET	WI-FI	LANs	WAN	CMS	ERROR	
Power Up	On	Flash	Flash	Flash	Flash	Flash	Flash	Power is connected; The Mako is turned on. On connecting power, POWER, then, LAN lights flash on twice. After a time (dependent on the connection type used – DSL, WAN or Cellular), Internet lights up. Then, WAN 1, CMS and ERROR lights up. Intermittent flashing between several lights while a connection is established occurs. Finally, ERROR turns off. The Mako 6500-M is operating. Wi-Fi will light if a service is being delivered by your Mako, and LANs will light only if connected.
DSL Connection Sequence	On	Flash	On	On	On	On	On	From power-up to stable connection. On power-up: POWER light on, LAN lights flash, INTERNET flashes during handshake operations; WAN light on, CMS light on.
Internet Connected; CMS Not Found	On	On	Flash	On	Flash	Flash	Flash	A successful ISP connection was made, but the CMS wasn't able to be contacted. Power and Internet lights are on; LANs are on depending on the ports occupied; WAN is on. CMS light flashes short, short, long. This indicates either the Mako is unconfigured or, in exceptionally rare circumstances the CMS is down. The Internet is still accessible to the Mako's LANs, and the network's firewalls and VPNs are in place, but updates to the network aren't available.
Verifying File...	On	On	On	On	On	On	On	The Mako is verifying the configuration file. These three lights cycle for the verification period. They turn on from left to right, one at a time, a second apart, until all are lit. They turn off in reverse order.
Installing File...	On	On	On	On	On	On	On	The Mako is installing the configuration file. These three lights cycle for the installation period. They turn on from right to left, one at a time, a second apart, until all are lit. They turn off in reverse order.

									
No Configuration									The Mako is not configured for use.
					• ○	• ○	• ○		All three lights flash simultaneously, Yellow, Yellow, Red.
Missing Boot Image									No configuration file is present on the USB key.
					• ○	• ○	• ○		All three lights flash simultaneously, Green, Green, Red.
PPP Timeout									Period to negotiate a PPP connection has lapsed.
					• ○		○ •		WAN (Yellow) and ERROR lights flash alternately.
PPP Authentication									Unable to verify Mako <--> ISP credentials.
					• ○		• ○		WAN (Yellow) and ERROR lights flash simultaneously.
SIM Not Present									The SIM slot is empty or incorrectly inserted.
							•○ •○ •-○		ERROR light flashes short, short, long.
SIM PIN Error									The SIM card is unconfigured, damaged or unreadable.
							•-○ •-○ •○		ERROR light flashes twice long, one short.

